



1. RTMPS (from firmware ver0106)

2. Easy Setup Facebook Live (from firmware Ver0105)



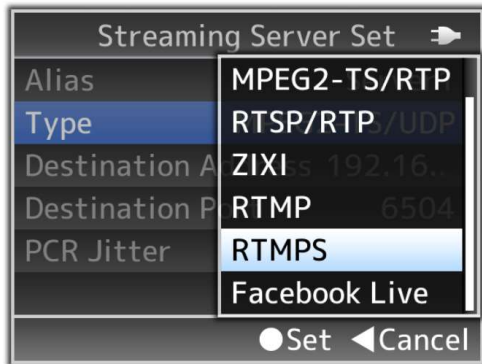
GY-HM250

JVCKENWOOD Corporation
Creation Sales & Marketing Group
Global Solution Dept.
Solution Business Unit
Media Business Division

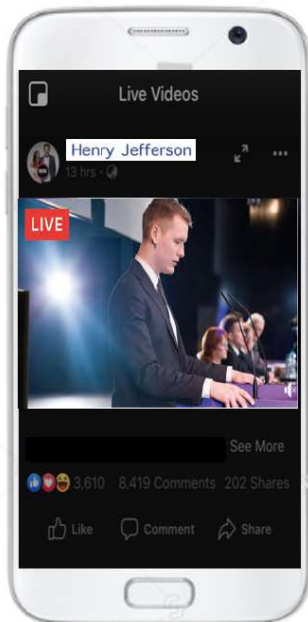
RTMPS (Real Time Message Protocol over Secure Sockets Layer)

GY-HM250 supports RTMPS protocol.

Facebook Live is requiring all encoders to use the RTMPS protocol from May 2019.



Resolution	Bit rate of Live streaming
1280x720 30p	3M, 1.5Mbps
1280x720 25p	3M, 1.5Mbps
640x360 30p	3M, 1.5M, 0.8M, 0.3Mbps
640x360 25p	3M, 1.5M, 0.8M, 0.3Mbps



Live stream of sports, concerts, special events, corporate meetings, worship services, and more.



Easy Setup Facebook Live menu setting for "Timeline" on Profile/Pages

Menu Setting

(1) Timeline

- When you use "Timeline" on Profile/Pages, You can use "Facebook Live" menu also.
- Enter account digit code (obtained separately).
- Login will be active for 60 days.

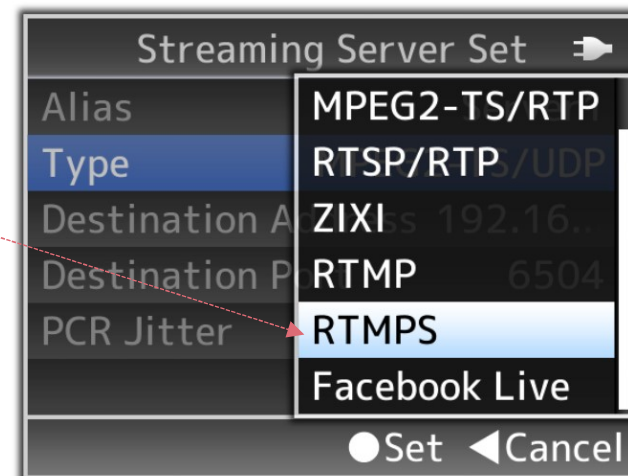
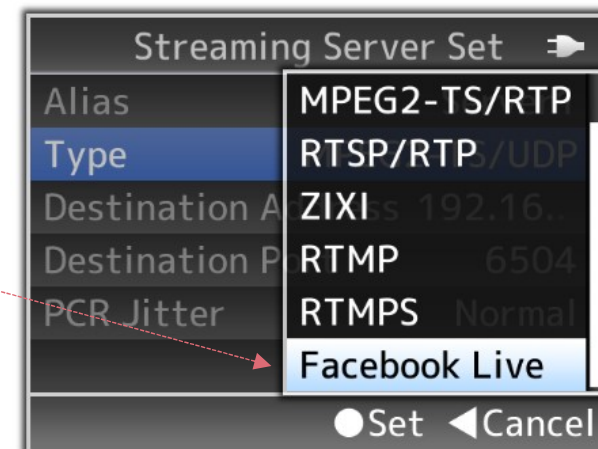
(2) Event

- When you use "Event" on Profile/Pages, Please use "RTMPS" protocol.(page3)

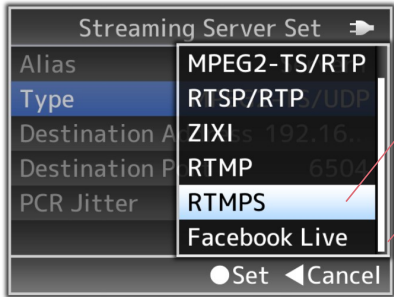
Streaming

- Streaming protocol : **RTMPS**
- Resolution : 1280 x 720 or 640 x 360
- Frame rate : 30p/25p
- Bit rate : 3Mbps or below
- Requires an optional adapter for live streaming (Ethernet, Wireless LAN, Cellular)

GY-HM250 menu



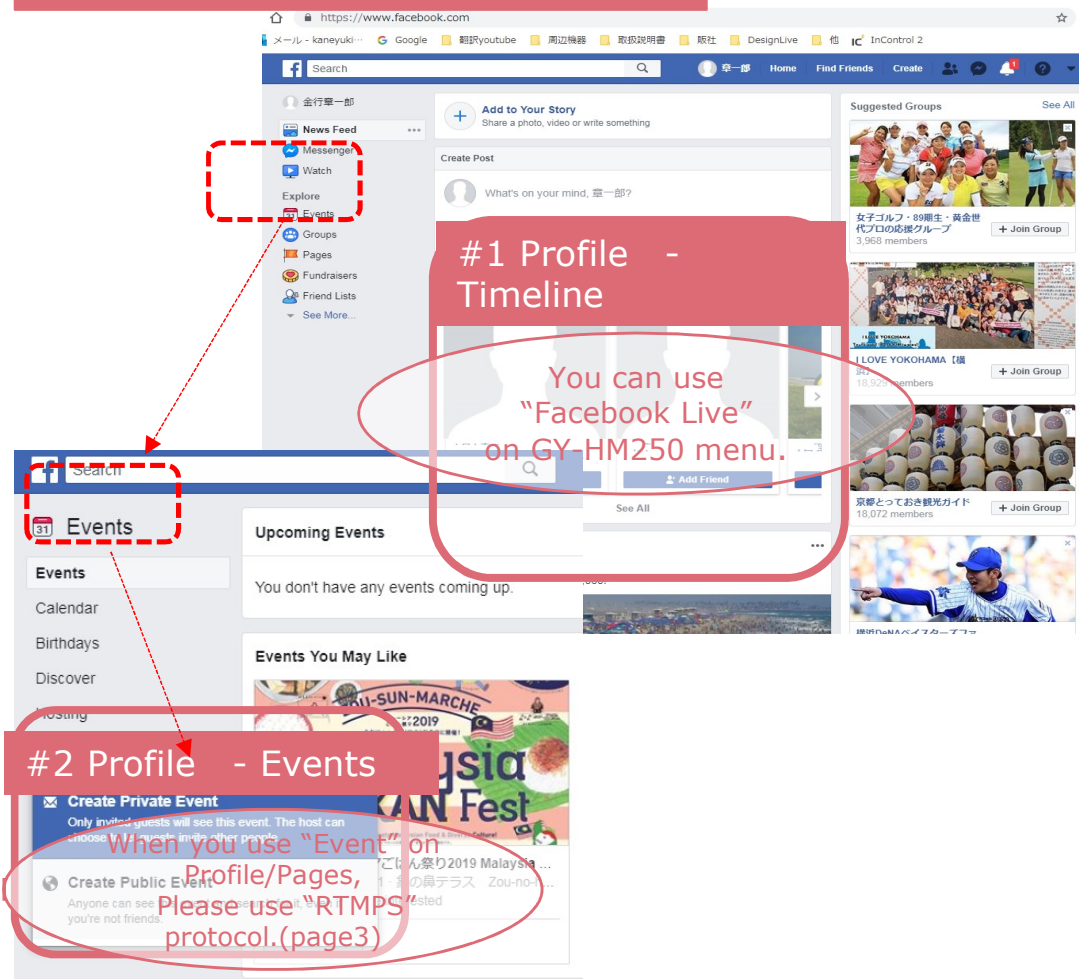
Easy Setup Facebook Live menu setting for "Timeline" on Profile/Pages



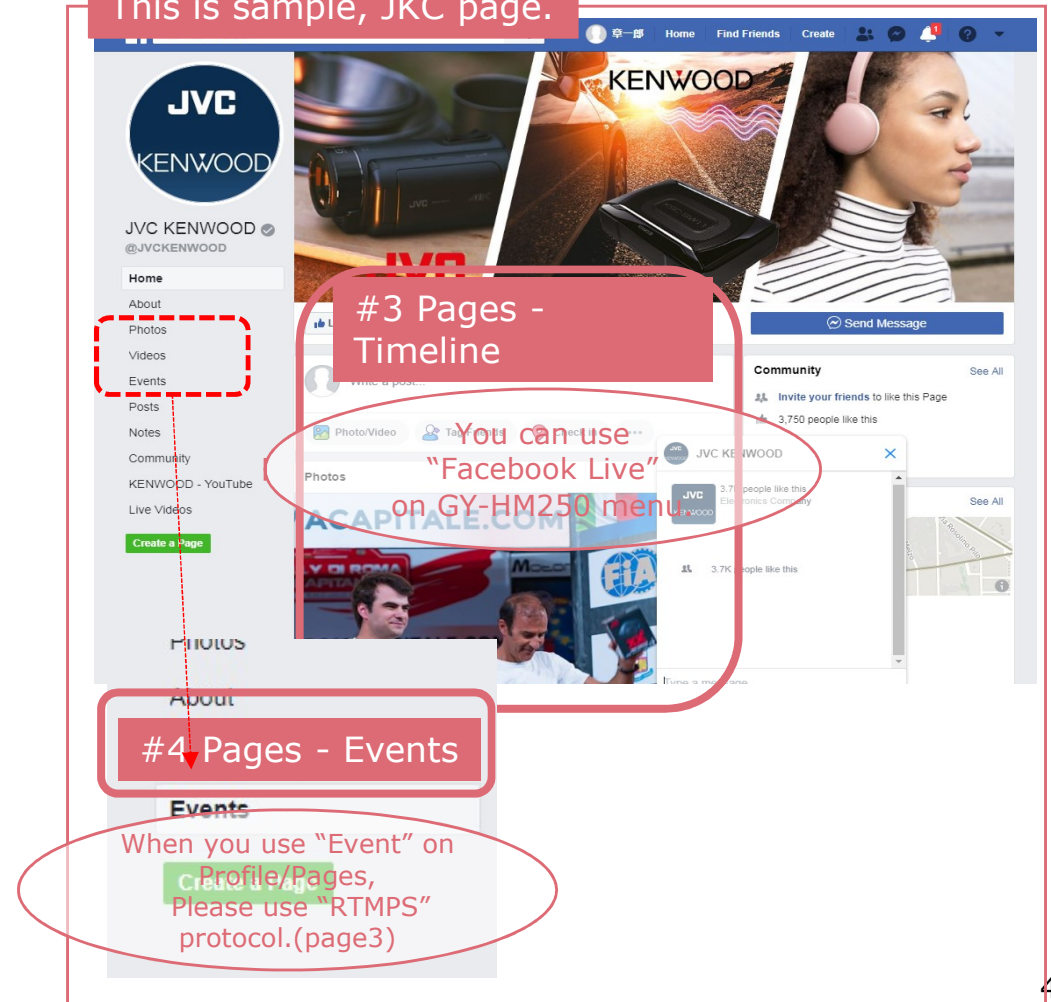
RTMPS: "Event" on Profile/Pages, Please use RTMPS protocol on GY-HM250 menu.

Facebook Live: When you use "Timeline" on Profile/Pages, You can use "Facebook Live" on GY-HM250 menu also.

This is sample, my (Kaneyuki) Profile.



This is sample, JKC page.



Release note

■Version1 on 22nd August 2019

Photos: from shutterstock officially

Facebook Live logo: from Facebook officially

■Ver2 on 10th March 2020

V0106: add RTMPS